

# Orchard Leigh, Cheltenham



CARE HOMES by

**voyage**care 

# Orchard Leigh

Orchard Leigh is a residential care home in Cheltenham. We provide **high-quality support for up to eight people** with mild to severe learning disabilities, autism, epilepsy or sensory impairment and mental health needs.

We have **six large bedrooms with en-suite facilities** within the main house and two flats to the side of the property.

Our home benefits from several communal spaces including a spacious lounge, kitchen and dining room with patio doors. This leads out onto a **decking area and garden**, where the people we support enjoy socialising and taking in the fresh air!

Situated in a quiet residential area, our home is within perfect walking distance of **various local amenities**, including a shopping retail park, cinema and theatre.





## A place to call home

Our team encourage the people we support to be the best they can be, through **person-centred approaches** that empower individuals to thrive. They support each person to develop their feelings and emotions in a positive way to **achieve their wellbeing outcomes.**

The people we support **engage in various group activities**, using our two vehicles for transport. These activities include swimming, attending day centres, work placements, voluntary work, shopping trips and visits to local attractions, such as the Cotswold Wildlife Park!





# Your needs at the centre of all we do

Whether you need support for a few hours or around the clock, our support teams can help you live a more independent life.

## **Your choice, you're in control**

We tailor your support around your needs and choices. You can rely on us for safe, flexible and personalised support.

## **Support to live your life**

We offer high quality, bespoke support and enable you to enjoy everyday life.

## **Your independence**

Through careful planning and reviews, we'll provide 'just enough' support, putting you at the centre of all decision making.

## **Use of technology**

Where relevant, we work with you to identify assistive technology to enhance your support, reduce support hours and progress towards greater independence.





# Quality care and support

We're committed to providing **high-quality, person-centred care and support**. Our goal is to help you live the fulfilling, meaningful and happy life you choose with as much or as little support as you need.

**Our highly trained, specialist teams** work with you to co-create personalised support plans focusing on your interests, priorities and skills. You can rest assured your needs are at the centre of all we do.

*\*Data accurate as of January 2024*



**87%\*** of our Scottish and **75%\*** Welsh registered services are graded **overall compliant**.



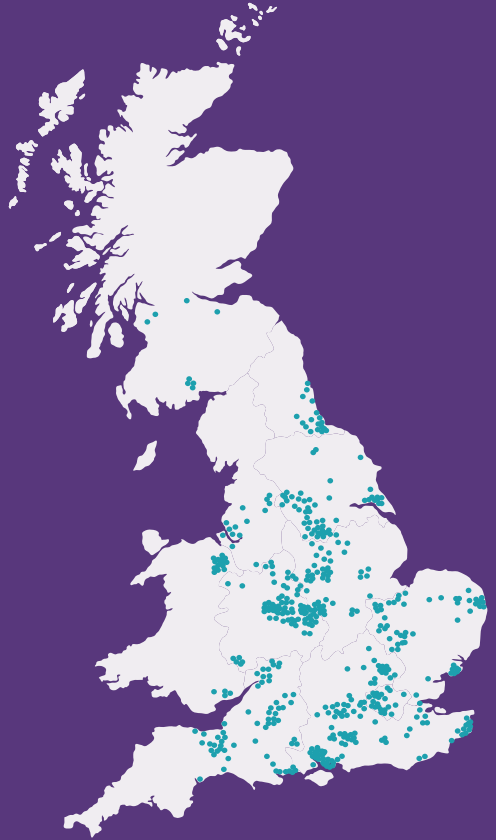
**89%\*** of our registered services in England are rated **Good or Outstanding**.



# About Voyage Care




Voyage Care is a sector-leading provider of specialist care and support to **3,500+ people** with learning disabilities, autism, brain injuries and other complex needs.

We offer **person-centred care** in a range of settings. This can be out and about in the community, in your own home or in one of our residential care homes.



## Get in touch

Contact our friendly enquiry team to discuss how we can support you or a loved one.

 0800 035 3776  
 [referrals@voyagecare.com](mailto:referrals@voyagecare.com)  
 [www.voyagecare.com](http://www.voyagecare.com)