

# Roselea, Gloucestershire



CARE HOMES by

**voyage**care 

# Roselea

Roselea is a residential care home, located in Gloucestershire. Here, we **support up to 11 individuals** with, autism, epilepsy, minor learning and physical disabilities, and mental health.

Our home has plenty of communal areas, such as a **sensory room** and a large lounge, both great for socialising in!

Based in the **rural village of Slimbridge**, our home has easy access into Dursley, where there are many local amenities, such as a post office and shops.

We have two **dedicated house vehicles** so residents can enjoy day-trips further afield. Housemates are encouraged to do activities they enjoy, such as crafts, gardening or sports.





## A place to call home

We are currently looking for **one housemate** to join us at Roselea. This vacancy would be ideal for an individual who wants to live independently with low-level support in a **spacious flat**.

The vacancy is on the **first floor of the property**. The flat is accessible through the main home, and has it's own living area, an ensuite bathroom, and small kitchen area.

Our home offers the people we support a **safe and happy environment**, that allows them to thrive and be independent.

The people we support also have Wild Fowl trust memberships that they use for fun days out exploring wildlife!



# Our commitment to quality

We're committed to providing person-centred, high quality care and support – demonstrated by our sector-leading **92% Good or Outstanding\*** quality ratings by the Care Quality Commission.

Our **highly trained, specialist teams** use an individualised approach to support. We're committed to supporting you in a way that works for you – with reliability and consistency. You can rest assured your needs are at the centre of all we do.

***\*Data accurate as of April 2023***

***"People were supported to have maximum choice and control of their lives and staff supported them in the least restrictive way possible and in their best interests; the policies and systems in the service supported this practice."***

**CQC Inspection Report**  
**Rating: Good**  
**3 July 2021**





# Your needs at the centre of all we do

Whether you need support for a few hours or around the clock, our support teams enable you to live a more independent life.

## **Your choice, you're in control**

– We tailor your support around your needs and choices. You can rely on us for safe, flexible and personalised support.

**Support to live your life** – We offer high quality, bespoke support and enable you to enjoy everyday life.

**Your independence** – Through careful planning and reviews, we'll provide 'just enough' support, putting you at the centre of all decision making.

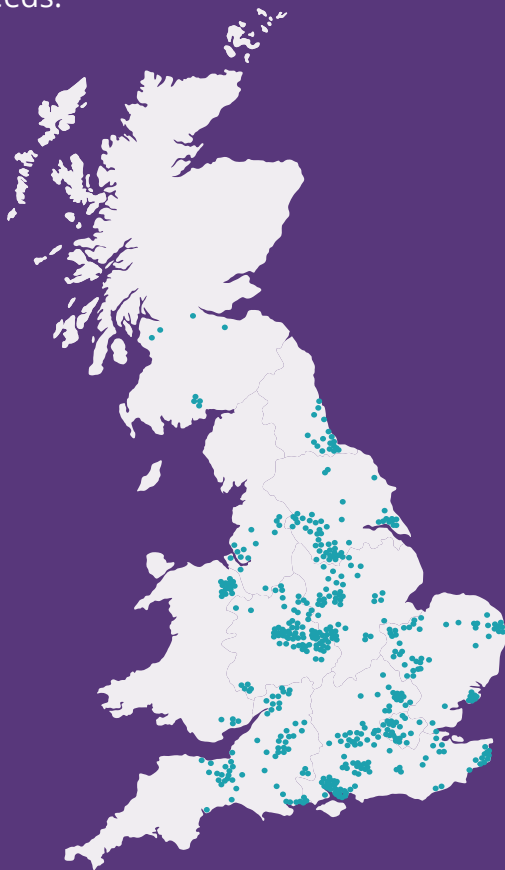
**Use of technology** – Where relevant, we work with you to identify assistive technology to enhance your support, reduce support hours and progress towards greater independence.



# About Voyage Care




Voyage Care is a sector-leading provider of specialist care and support to 3,500+ people with learning disabilities, autism, brain injuries and other complex needs.

We offer person-centred care in a range of settings. This can be out and about in the community, in your own home or in one of our residential care homes.



## Get in touch

Contact our friendly enquiry team to discuss how we can support you or a loved one.

 0800 035 3776  
 [referrals@voyagecare.com](mailto:referrals@voyagecare.com)  
 [www.voyagecare.com](http://www.voyagecare.com)