

Wellington House, Deal



CARE HOMES by

voyagecare



Wellington House

Wellington House is a **residential care home** close to the seafront in Deal, Kent. Here, we provide **high-quality support for up to 10 people** with autism, cerebral palsy, Down's syndrome, learning disabilities and other complex needs.

Our home has three floors with **two large communal lounges and an activity room**. With large bay windows throughout, Wellington House is light and spacious.

Outside we have a large, **secure courtyard** which serves as a perfect sun-trap and often hosts house barbecues in the warmer months.

At Wellington House feeling happy and being fulfilled is key, so we encourage our residents to do things they enjoy! The people we support love getting out into the community, exploring the town centre, visiting the local shops and amenities, attending dance and singing clubs, and relaxing in local pubs and cafes.

We also provide in-house activities for residents to enjoy, including **baking cakes and playing pool** in the activity room.



Our commitment to quality

We're committed to providing person-centred, high quality care and support – demonstrated by our sector-leading **92% Good or Outstanding*** quality ratings by the Care Quality Commission.

Our **highly trained, specialist teams** use an individualised approach to support. We're committed to supporting you in a way that works for you – with reliability and consistency. You can be assured that your needs are at the centre of all

**Data accurate as of February 2023*

92%* of our registered services in England are rated **Good or Outstanding**

100%* of our Scottish and Welsh registered services are graded overall compliant.



Your needs at the centre of all we do

Whether you need support for a few hours or around the clock, our support teams enable you to live a more independent life. You can rest assured knowing your needs are at the heart of all we do.

Your choice, you're in control

– We tailor your support around your needs and choices. You can rely on us for safe, flexible and personalised support.

Support to live your life – We offer high quality, bespoke support and enable you to enjoy everyday life.

Your independence – Through careful planning and reviews, we'll provide 'just enough' support, putting you at the centre of all decision making.

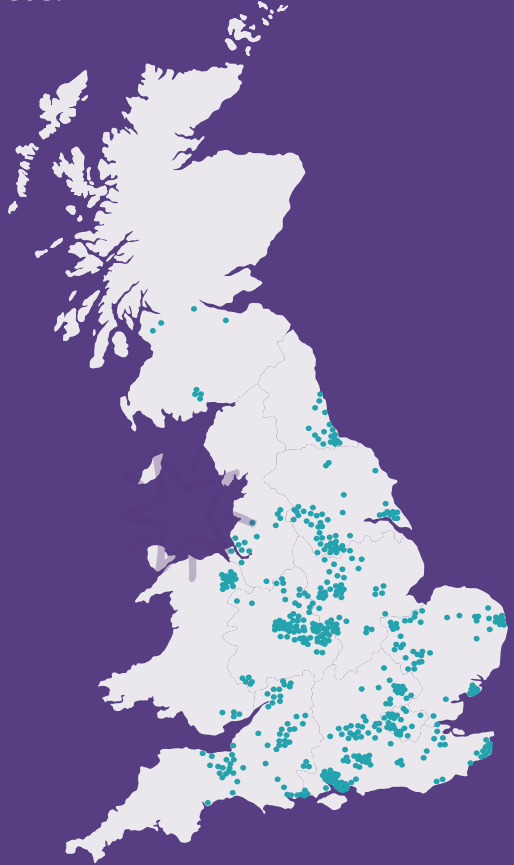
Use of technology – Where relevant, we work with you to identify assistive technology to enhance your support, reduce support hours and progress towards greater independence.



About Voyage Care




Voyage Care is a sector-leading provider of specialist care and support to 3,500+ people with learning disabilities, autism, brain injuries and other complex needs.

We offer person-centred care in a range of settings. This can be out and about in the community, in your own home or in one of our residential care homes.



Get in touch

Contact our friendly enquiry team to discuss how we can support you or a loved one.

 0800 035 3776
 referrals@voyagecare.com
 www.voyagecare.com